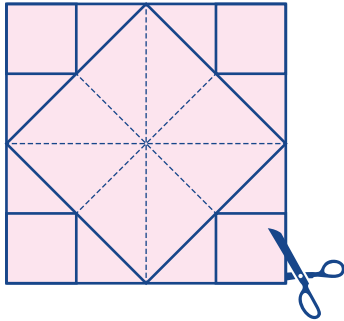


Hey Bestie™


Kindness Catcher: Instructions

1



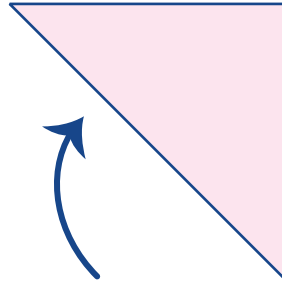
Cut out the square.

2



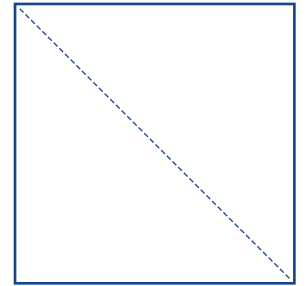
Flip the square over.

3



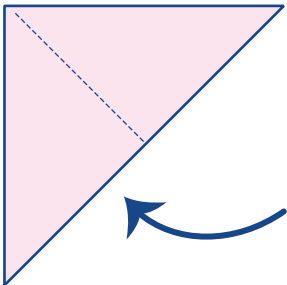
Fold the bottom left corner to touch the top right corner.

4



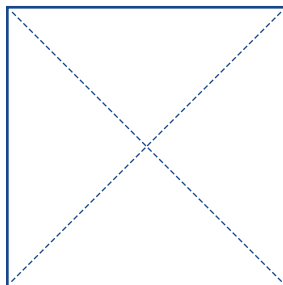
Unfold.

5



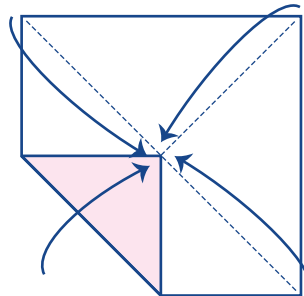
Fold the bottom right corner to touch the top left corner.

6



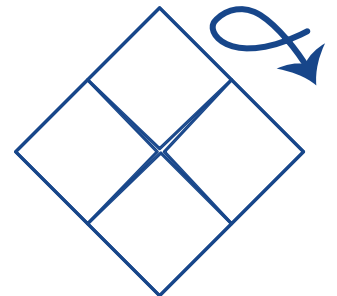
Unfold.

7



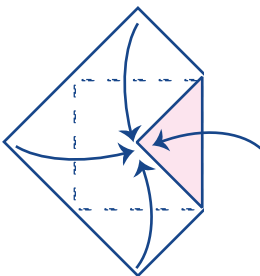
Fold all four corners toward the center.

8



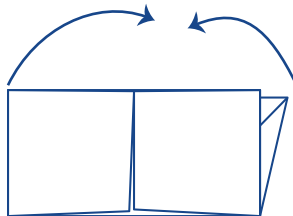
Keep the folds together and flip over.

9



Fold all four corners toward the center once again.

10



Fold in half and pop open.

Ta-dah!



Hey Bestie™

Kindness Catcher: How to Play

- 1** Place both thumbs and index fingers inside the bottom pockets of the kindness catcher. Then, present the kindness catcher to a Bestie.
- 2** Ask your Bestie to pick a symbol. Spell out the word, saying each letter aloud, while alternating a pinching and pulling motion with your fingers to reveal a set of four numbers.
- 3** Your Bestie picks a number. Pinch and pull with your fingers that many times to reveal a second set of numbers.
- 4** Your Bestie picks another number. Open its flap to reveal the activity inside!



Hey Bestie™





Kindness Catcher

 Cupcake	2 Give a compliment to your Bestie(s)	3 Tell your Bestie(s) how they make you smile	 Flower
1 Tell a silly joke to your Bestie(s)			4 Have a staring contest with a Bestie
			5 Draw a picture of your Bestie(s)
8 Have a dance party			
 Rainbow	7 Share your favorite memory with your Bestie(s)	6 Play rock, paper, scissors	Star 



Hey Bestie™

Kindness Catcher

 Clover	2	3	 Berry
1			4
8			5
 Pawprint	7	6	 Sun